

Product Brochure 2026





CELEBRATING 60 YEARS OF INNOVATION



Avida, the longest-serving motorhome RV manufacturer in Australia still in the hands of the original owners, has been a leader in the RV industry since 1965, known for our high-quality, **Australian-made** motorhomes, campervans, and caravans. From our humble beginnings, Avida has built a legacy of innovation, customer dedication, and family values. We manufacture our RVs entirely in Australia, employing local talent at our Emu Plains facility west of Sydney, setting a standard for durability, performance, and comfort that has inspired travellers for more than **six decades**.

OUR VISION: To create the vehicle that fulfils our customer's dream lifestyle.



AVIDA 60 Years of Australian Made Innovation



Celebrating six decades of Australian manufacturing, here's a glance at our Journey. From our humble beginnings to our most recent milestones, this timeline is a snapshot of some key events that have defined Avida's legacy.



These vehicles were not manufactured by, or by anyone having any association with Winnebago of the United States.



PEACE OF MIND

Every Avida comes backed by Avida's renowned peace of mind support, offering unmatched coverage to keep you travelling with confidence. With comprehensive warranties, roadside assistance, and a national service network, Avida ensures that wherever your adventure takes you, help is just a call away.

For a limited time



STRUCTURAL WARRANTY



FACTORY WARRANTY*

60-month offers
to celebrate
Avida's 60th
anniversary



CHASSIS WARRANTY



ROADSIDE ASSISTANCE



CAPPED PRICE SERVICING

*Conditions apply, refer to Avida website



AVIDA'S TIMBER FREE COMPOSITE STRUCTURE*

Upstanding

Notable

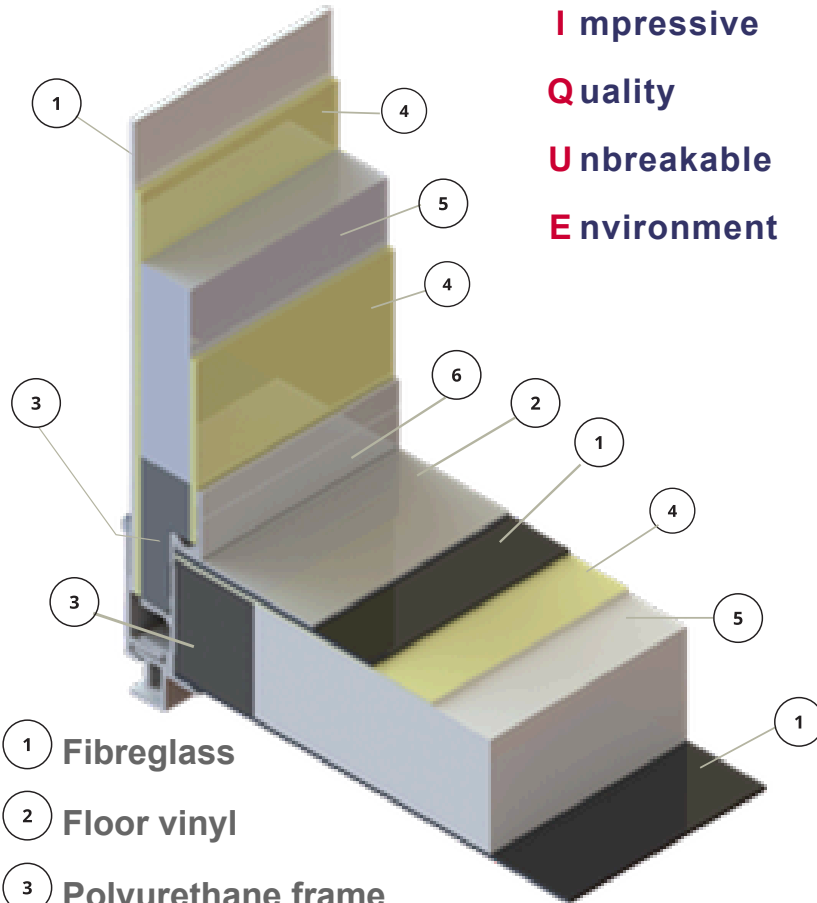
Impressive

Quality

Unbreakable

Environment

- The wall is integrated into the floor design to disperse the load
- One piece floor, walls & roof construction
- Strong enough to walk on the roof
- Long lasting easy to clean surfaces
- Dent & hail resistant fibreglass finish
- Highest insulation rating



- 1 Fibreglass
- 2 Floor vinyl
- 3 Polyurethane frame
- 4 Composite backing panel
- 5 High density polystyrene
- 6 Aluminium extrusion

*Excludes Campervans





E MODELS - A GREENER WAY TO EXPLORE



Introducing the all new Avida E Models. Experience the freedom of the open road with Avida's new **E Models** — our first **fully gas-free models** designed for cleaner, quieter, and more sustainable travel. Selected E Models feature advanced **48-volt electrical systems**, delivering smart, eco-friendly performance backed by Avida's trusted build quality and nationwide support.

Whether you're exploring the coast or venturing off-grid, the E Models can give you the power to stay longer, travel smarter, and enjoy a lighter environmental footprint. Now available to order from your local Avida dealer, the E Models represent innovation you can feel and freedom you can trust. Avida's new **E Models** are available in some of the Avida range as outlined by the **E logo** throughout this brochure.



WHAT OUR CUSTOMERS HAVE TO SAY

'We are very proud to own such a wonderful motorhome. A great choice. Such a lovely way to see the country!! Well done AVIDA.'

- Debra & Jack, Swan Hill Vic

'It really feels like home. Lots of space and storage. The chassis is comfortable and powerful. The mood lighting is great, we are so happy with it all.'

- Chris & Rose, Andergrove Qld

'The experience of living in the Avida motorhome is wonderful. Absolutely love it!!'

- Miroslava & Geoff, Elernmore Vale NSW

'110% happy with our purchase experience. The dealer was wonderful.'

- Elizabeth, Spring Hill NSW



it's about the
Experience

CAMPERVANS



Gas Free



Fiat Chassis | 2WD

- SLEEPS 2 - 4
- SEAT BELTS 2 - 4
- STANDARD CAR LICENCE
- SHOWER & TOILET
- STORAGE UNDER BED

SPECIFICATIONS


Exterior Length	6365mm
Exterior Height	2745mm
Exterior Width	2100mm
Interior Height	1910mm
Chassis Type	Fiat Ducato
Drive Type	Front wheel drive
Engine	4 cylinder turbo
Fuel Type	Diesel
Fuel Capacity	90ltr
Power	132kw @ 3500rpm
Torque	450Nm @ 1500rpm
Transmission	Automatic
Fresh Water	80ltr
Grey Water	100ltr
GVM	4250kg
Towing Capacity	2250kg
Wheelbase	4035mm



V6452








OPTIONAL ROOF TOP BED



Gas Free



Fiat Chassis | 2WD


-  SLEEPS 2 - 4
-  SEAT BELTS 2 - 4
-  STANDARD CAR LICENCE
-  SHOWER & TOILET
-  ELECTRIC BED or SINGLE BEDS



SPECIFICATIONS





Exterior Length	6365mm
Exterior Height	2745mm
Exterior Width	2100mm
Interior Height	1910mm
Chassis Type	Fiat Ducato
Drive Type	Front wheel drive
Engine	4 cylinder turbo
Fuel Type	Diesel
Fuel Capacity	90ltr
Power	132kw @ 3500rpm
Torque	450Nm @ 1500rpm
Transmission	Automatic
Fresh Water	80ltr
Grey Water	100ltr
GVM	4250kg
Towing Capacity	2250kg
Wheelbase	4035mm





Mercedes Chassis | 2WD or AWD

-  SLEEPS 2 - 4
-  SEAT BELTS 2
-  STANDARD CAR LICENCE
-  ELECTRIC BED or SINGLE BEDS
-  LITHIUM, SOLAR & INVERTER



MODEL
Available

Gas Free

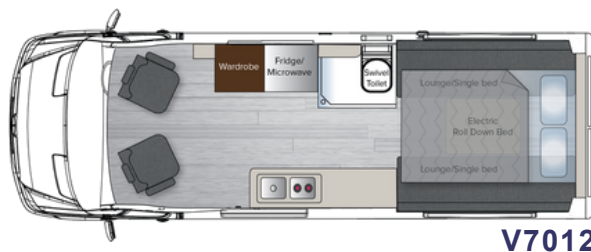


AWD MODEL AVAILABLE

SPECIFICATIONS



Exterior Length	6970mm
Exterior Height	2WD 2850mm / AWD 2970mm
Exterior Width	2020mm
Interior Height	1920mm
Chassis Type	Mercedes Sprinter LWB
Drive Type	Rear wheel drive or ALL wheel drive
Engine	4 cylinder turbo
Fuel Type	Diesel
Fuel Capacity	93ltr
Power	2WD 120kw/AWD 140kw @ 3800rpm
Torque	2WD 360Nm/AWD 450Nm @ 1400rpm
Transmission	Automatic
Fresh Water	100ltr
Grey Water	100ltr
GVM	4100kg
Towing Capacity	2000kg
Wheelbase	4325mm







Mercedes Chassis | AWD

-  SLEEPS 2
-  SEAT BELTS 2 - 4
-  STANDARD CAR LICENCE
-  LITHIUM, SOLAR & INVERTER
-  VICTRON INTEGRATED ELECTRICAL SYSTEM



SPECIFICATIONS

Exterior Length	6330mm
Exterior Height	2970mm
Exterior Width	2145mm
Interior Height	1920mm
Chassis Type	AWD Mercedes Sprinter MWB
Drive Type	All wheel drive
Engine	4 cylinder 2 stage turbo diesel
Fuel Type	Diesel
Fuel Capacity	93ltr
Power	140kw @ 3800rpm
Torque	450Nm @ 1400rpm
Transmission	Automatic
Fresh Water	170ltr (Fresh 125L, Drinking 45L)
Grey Water	95ltr
GVM	4100kg
Towing Capacity	2000kg
Wheelbase	3655mm





B Type

Fiat Chassis | Electric Bed

- SLEEPS 2 - 4
- SEAT BELTS 2 - 4
- STANDARD CAR LICENCE
- SHOWER & TOILET
- SMART TV



SPECIFICATIONS



Exterior Length	6885mm
Exterior Height	3060mm
Exterior Width	2340mm
Interior Height	2015mm
Chassis Type	Fiat Ducato
Drive Type	Front wheel drive
Engine	4 cylinder turbo
Fuel Type	Diesel
Fuel Capacity	90ltr
Power	132kw @ 3500rpm
Torque	450Nm @ 1500rpm
Transmission	Automatic
Fresh Water	120ltr
Grey Water	120ltr
GVM	4400kg
Towing Capacity	2100kg
Wheelbase	4035mm








B6942





C Type

Fiat Chassis I Slide Out

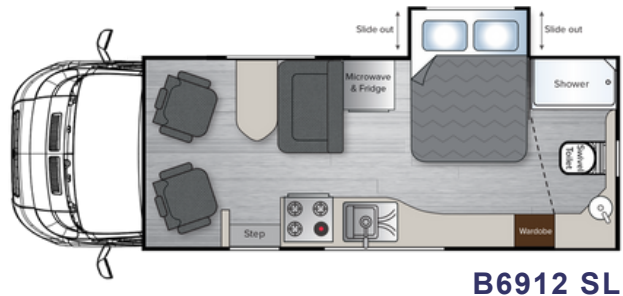
-  SLEEPS 2 - 4
-  SEAT BELTS 2 - 4
-  STANDARD CAR LICENCE
-  B TYPE or C TYPE
-  LARGE PAYLOAD



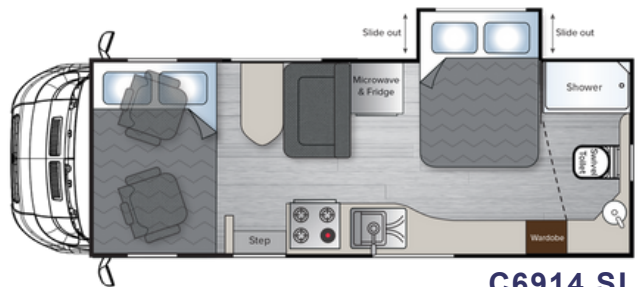
SPECIFICATIONS



Exterior Length	6885mm
Exterior Height	B-type-3060mm C-type-3220mm
Exterior Width	2400mm
Interior Height	2015mm
Chassis Type	Fiat Ducato
Drive Type	Front wheel drive
Engine	4 cylinder turbo
Fuel Type	Diesel
Fuel Capacity	90ltr
Power	132kw @ 3500rpm
Torque	450Nm @ 1500rpm
Transmission	Automatic
Fresh Water	120ltr
Grey Water	120ltr
GVM	4400kg
Towing Capacity	2100kg
Wheelbase	4035mm



B6912 SL



C6914 SL





B Type

Iveco Chassis | Electric Bed

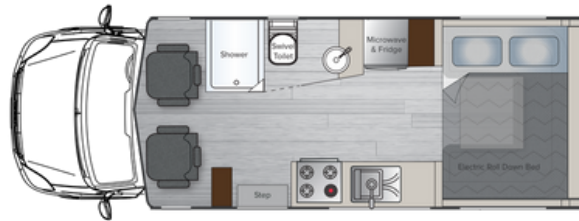
-  SLEEPS 2 - 6
-  SEAT BELTS 2 - 4
-  STANDARD CAR LICENCE
-  B TYPE or C TYPE
-  REAR CLUB LOUNGE



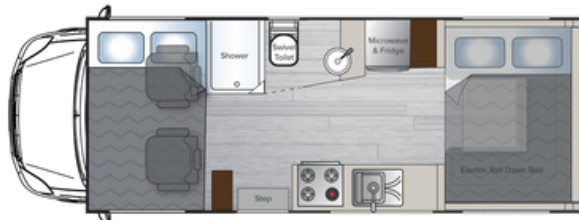
SPECIFICATIONS



Exterior Length	6960mm
Exterior Height	B-type - 3070mm C-type - 3220mm
Exterior Width	2340mm
Interior Height	2015mm
Chassis Type	Iveco 50C-180 or 50C-210
Drive Type	Dual rear wheel drive
Engine	4 cylinder turbo
Fuel Type	Diesel
Fuel Capacity	100ltr
Power	180HP 132kw/210HP 155kw @ 3500rpm
Torque	180HP 430Nm/210HP 470Nm @ 1500rpm
Transmission	Automatic
Fresh Water	100ltr
Grey Water	100ltr
GVM	4495kg
Towing Capacity	3500kg
Wheelbase	4350mm



B7042



C7044





LX - C Type

Fiat Chassis | Large Slide Out

-  SLEEPS 2 - 6
-  SEAT BELTS 2 - 4
-  STANDARD CAR LICENCE
-  B TYPE or C TYPE
-  KITCHEN & DINETTE

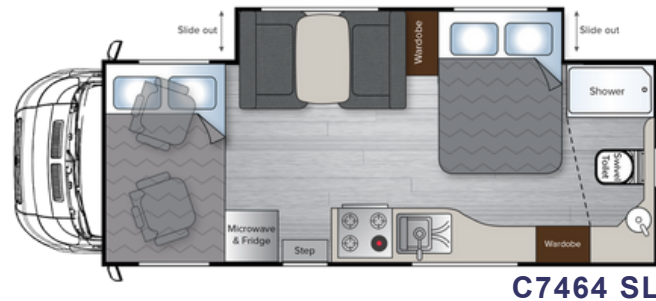
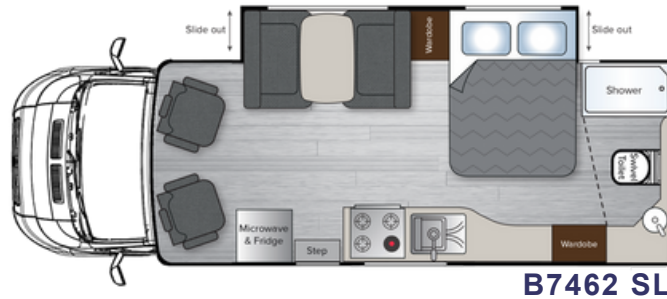


B Type

SPECIFICATIONS



Exterior Length	7390mm
Exterior Height	B-type-3060mm C-type-3220mm
Exterior Width	2400mm
Interior Height	2015mm
Chassis Type	Fiat Ducato
Drive Type	Front wheel drive
Engine	4 cylinder turbo
Fuel Type	Diesel
Fuel Capacity	90ltr
Power	132kw @ 3500rpm
Torque	450Nm @ 1500rpm
Transmission	Automatic
Fresh Water	100ltr
Grey Water	100ltr
GVM	4400kg
Towing Capacity	2100kg
Wheelbase	4035mm



LX



B Type

Iveco Chassis | 4 Floorplans

-  SLEEPS 2 - 4
-  SEAT BELTS 2 - 4
-  STANDARD CAR LICENCE
-  B TYPE or C TYPE
-  ISLAND or SINGLE BEDS

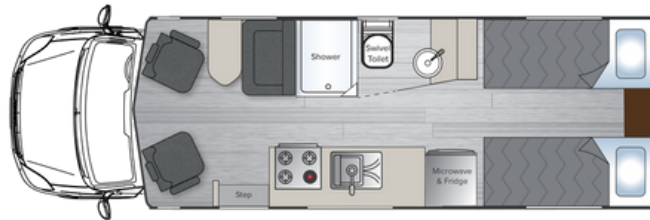


SINGLE BEDS

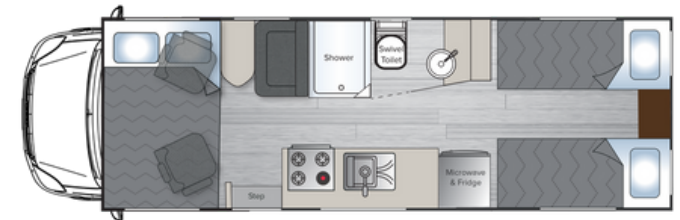
SPECIFICATIONS



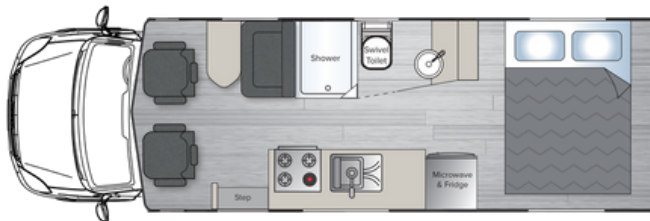
Exterior Length	7850mm
Exterior Height	B-type-3070mm C-type-3220mm
Exterior Width	2340mm
Interior Height	2015mm
Chassis Type	Iveco 50C-180 or 50C-210
Drive Type	Dual rear wheel drive
Engine	4 cylinder turbo
Fuel Type	Diesel
Fuel Capacity	100ltr
Power	180HP 132kw/210HP 155kw @ 3500rpm
Torque	180HP 430Nm/210HP 470Nm @ 1500rpm
Transmission	Automatic
Fresh Water	100ltr
Grey Water	100ltr
GVM	4495kg
Towing Capacity	3500kg
Wheelbase	4350mm



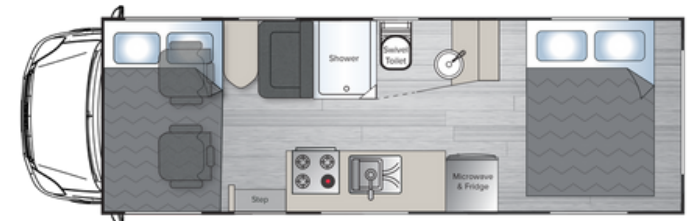
B7862 SB



C7864 SB



B7872 IB






C7874 IB



LX - C Type

Iveco Chassis | Large Slide Out

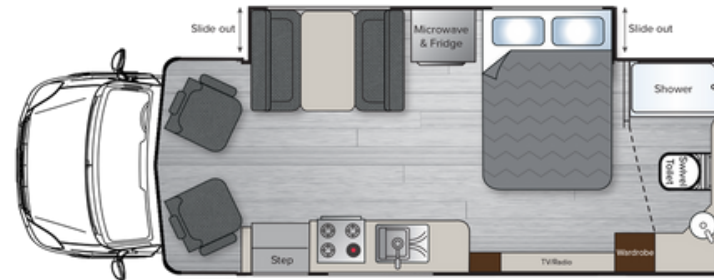
-  SLEEPS 2 - 6
-  SEAT BELTS 2 - 6
-  LIGHT RIGID LICENCE
-  B TYPE or C TYPE
-  OUTSIDE BBQ STORAGE



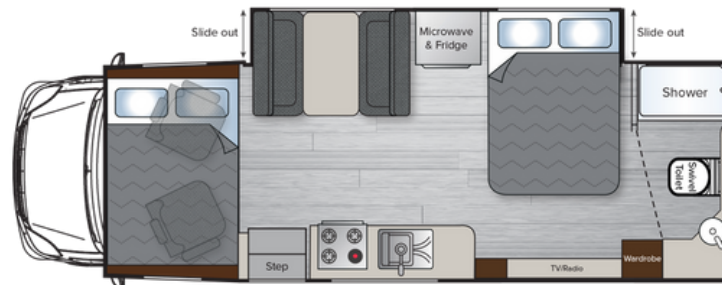
LX

SPECIFICATIONS


Exterior Length	7850mm
Exterior Height	B-type-3150mm C-type-3200mm
Exterior Width	2455mm
Interior Height	2015mm
Chassis Type	Iveco 50C-180 or 50C-210
Drive Type	Dual rear wheel drive
Engine	4 cylinder turbo
Fuel Type	Diesel
Fuel Capacity	100ltr
Power	180HP 132kw/210HP 155kw @ 3500rpm
Torque	180HP 430Nm/210HP 470Nm @ 1500rpm
Transmission	Automatic
Fresh Water	100ltr (LX 200ltr)
Grey Water	100ltr
GVM	5200kg
Towing Capacity	3500kg
Wheelbase	4350mm



B7852 SL



C7854 SL



LX



C Type

Iveco Chassis | 2 x Slide Outs


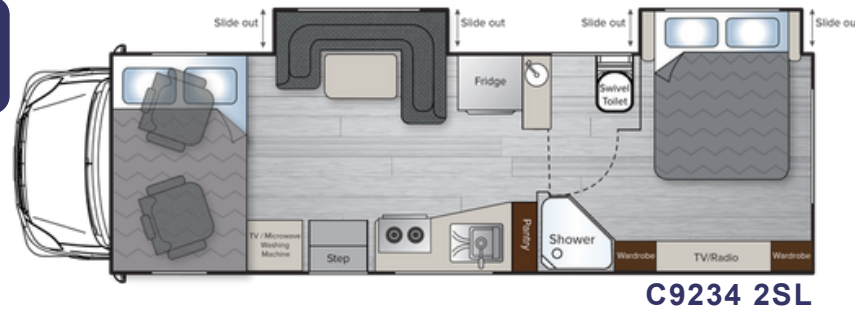
- SLEEPS 2 - 6
- SEAT BELTS 4
- LIGHT RIGID LICENCE
- 48 VOLT SYSTEM
- LITHIUM, SOLAR & INVERTER



SPECIFICATIONS








Exterior Length	9200mm
Exterior Height	3230mm
Exterior Width	2455mm
Interior Height	2015mm
Chassis Type	Iveco 70C-210
Drive Type	Dual rear wheel drive
Engine	4 cylinder turbo
Fuel Type	Diesel
Fuel Capacity	100ltr
Power	155kw @ 3500rpm
Torque	470Nm @ 1500rpm
Transmission	Automatic
Fresh Water	300ltr
Grey Water	100ltr
GVM	7200kg
Towing Capacity	3500kg
Wheelbase	5100mm





C Type - MY24 SHOWN

Isuzu Chassis | 2 x Slide Outs

-  SLEEPS 2 - 6
-  SEAT BELTS 4 - 6
-  MEDIUM RIGID LICENCE
-  48 VOLT SYSTEM
-  ELECTRIC RECLINERS




SPECIFICATIONS

Exterior Length	9850mm
Exterior Height	3640mm
Exterior Width	2490mm
Interior Height	1980mm
Chassis Type	Isuzu NQR 88-190
Drive Type	Dual rear wheel drive
Engine	4 cylinder turbo
Fuel Type	Diesel
Fuel Capacity	140ltr
Power	140kw @ 2600rpm
Torque	513Nm @ 1600rpm
Transmission	Automated manual AMT
Fresh Water	375ltr
Grey Water	250ltr
GVM	8800kg
Towing Capacity	3500kg
Wheelbase	5425mm



C9856 2SL

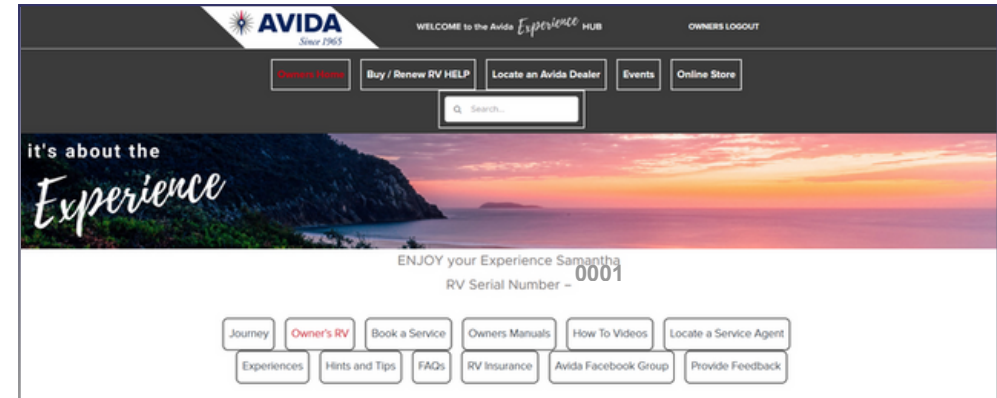




OWNERS LOGIN

Enhance your Avida ownership with a personal login to the Experience Hub. Track the journey of your Avida as it is being manufactured, personalise your page to make it your own, receive exclusive offers, as well as the below:

- Access vehicle information
- How to videos
- Owners manuals
- Provide feedback directly to Avida
- Purchase/renew RV Help
- Book a service
- Discounts
- Road trips
- Online parts store
- Events



Production photos of your unit as it is built

www.experience.avidarv.com.au





**AUSTRALIAN
MADE**
SINCE 1965





FACTORY TOUR

Visit our modern manufacturing facility at Emu Plains, west of Sydney where you can enjoy a guided factory tour held on Fridays by APPOINTMENT ONLY.

Please note, tour numbers are limited.

Book via the Avida website.



INDUSTRY ACCREDITED

RVMAP, Australia's Caravan Industry accreditation program requires all RVs produced by members to comply fully with all safety regulations, including Australian Design Rules and Australian Standards.



VIRTUAL SHOWROOM

Experience the future of product exploration with Avida's Virtual Showroom. Designed for convenience and accessibility, our immersive digital platform lets you browse our latest range anytime, from anywhere. With 360-degree views, interactive features, and detailed product insights, you can get up close and personal with each model without leaving your home. Explore both the interior and exterior of every design to find the perfect fit for your needs.

Discover innovation at your fingertips with Avida's Virtual Showroom today!



DEALERS

- Factory trained Dealer Network
- Over 100 accredited service locations
- Australia and New Zealand



WARRANTY

- *Limited time offers
- 60 - months factory backed warranty
- 60 - months structural guarantee
- 60 - months chassis warranty



SUPPORT

- *Limited time offers
- 60 - months roadside assistance
- 60 - months capped price servicing

it's about the

Experience

