

# out & about

NOVEMBER-DECEMBER | 2020



it's about the  
*Experience*

## MODEL NEWS

Discover the all  
new Avida B Type  
Silverton

## AVIDA DAYDREAMS

Your next adventure  
awaits - Holiday here  
this year!

## RV COOKING

Create the ultimate  
grazing board this  
festive season



# CONTENTS



## PAGE 2

### **MODEL NEWS**

Discover the all new Avida B Type Silverton

## PAGE 6

### **CUSTOMER CARE**

RV Refrigerator maintenance

## PAGE 7

### **EXPERIENCE HEALTH**

Follow these tips to stay safe in the sun this summer

## PAGE 9

### **AVIDA DAYDREAMS**

Christmas down under means sunshine, great food, and time with family. Celebrate with a road trip within your own state this year

## PAGE 12-14

### **FESTIVE COOKING**

A grazing board is all the fashion these days when it comes to entertaining. See how you can create the ultimate grazing board at your next event. We also have a super easy roast Turkey recipe to wow your loved ones on Christmas Day.

## PAGE 15

### **OFF THE BEATEN PATH**

Explore 8 of the best camping and caravan holiday locations in Australia

## PAGE 20

### **AVIDA FACEBOOK FAMILY**

See where your fellow members have been escaping to whilst out and about in this glorious country of ours



[experience@avidarv.com.au](mailto:experience@avidarv.com.au)



02 4728 3344



[avidarv.com.au](http://avidarv.com.au)



it's about the

*Experience*



## MESSAGE FROM AVIDA

Well hasn't the year flown by and what a year it has been. We have a bumper issue of amazing places to see and explore this coming holiday period. [Australia.com](https://www.australia.com) just kicked off an amazing campaign to HOILIDAY HERE THIS YEAR. So what are you waiting for? Start planning now and hit the road around this beautiful country of ours as soon as you can.



### CHRISTMAS CLOSURE

Please note Avida will be closing for it's annual Christmas shutdown at COB on **Wednesday 23rd December 2020**. We reopen to a bright fresh New Year on **Wednesday 13th January 2021**. We can't wait to bring you exciting new changes and we hope to run events once again. Wishing you and your families a Happy Christmas and a joyous New Year.

### AVIDA RV HELP - EMERGENCY

Please ensure your Avida RV Help is up to date before our Christmas closure and before you hit the road. We will send through a final report of renewal no later than 11am, Wednesday 23rd December 2020. After this time, renewals can be paid direct to our bank account however please note, no updates will be made against your account after we close until we reopen and have processed accounts. If you renew during that time and need assistance, you will need to let Avida RV Help know when you contact them. You may need to pay for the service but you will be reimbursed once payment has been processed and reporting completed in the New Year.

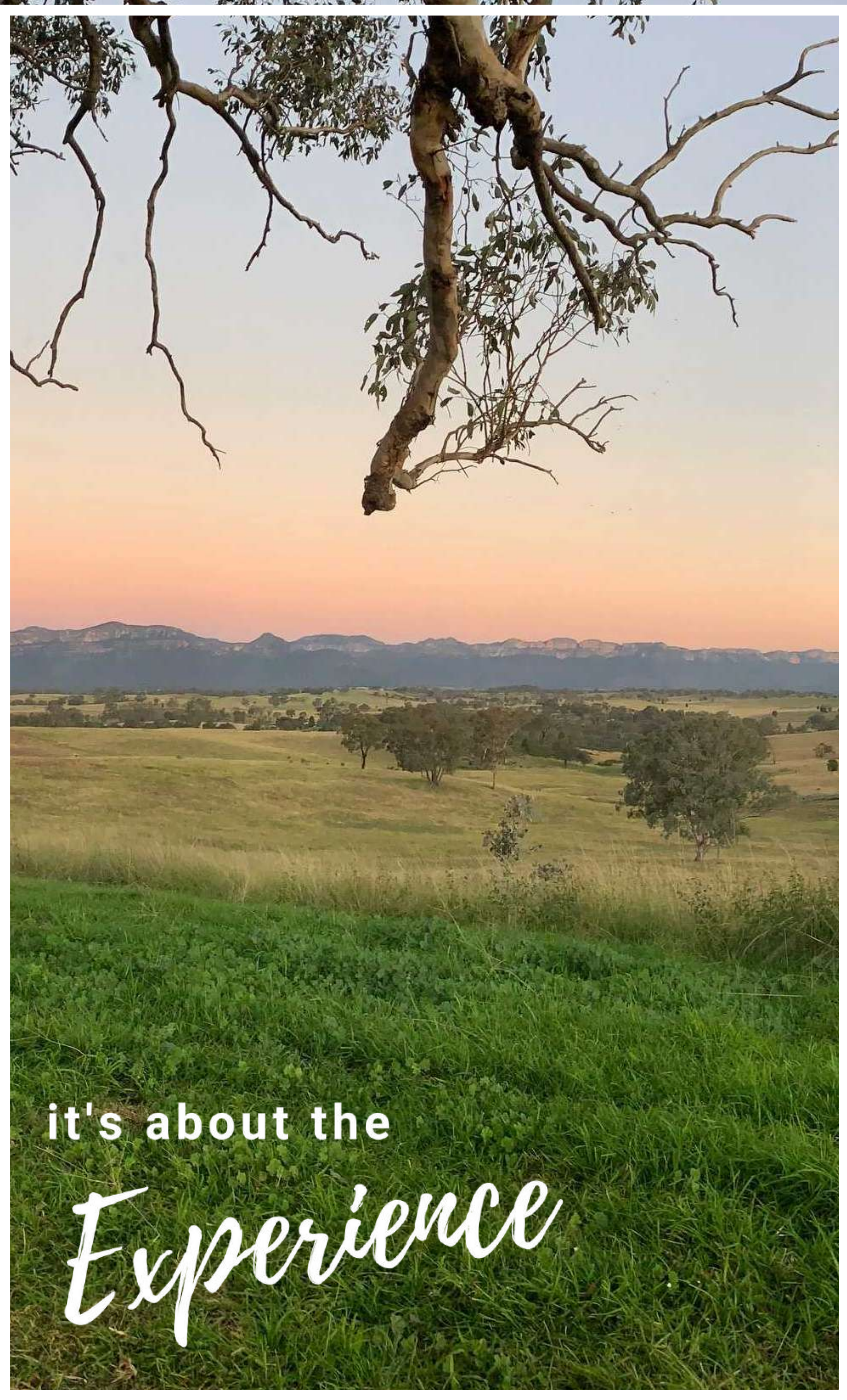
**Not a member?** It's not too late to join for the holiday period. If you are an Avida owner you can get a free upgrade with RV Help roadside assistance! Non-Avida owners only have to pay a one off joining fee and with that you gain access to the benefits and rewards the Club has to offer.

Stay safe and well,

The *Experience* Hub team.







it's about the  
*Experience*







# News

## Model release

Avida Silverton has a new model! The sleek and aerodynamic B type model B7132SL may be small from the exterior, at only 7.1 meters in length, but rest assured you will be surprised at the spaciousness inside. The bed slides out at the push of a button allowing extra space to pass through to the well-appointed rear bathroom. In the bathroom there is a large sized shower with separate toilet, and the porcelain sink rests neatly above the vanity.



The aerodynamically moulded front and rear caps along with Avida's unique sandwich panel construction floor, walls and roof provide a sleek and stylish motorhome that will allow you to discover your dreams in style.



Soft close drawers and handle free overhead cabinets adorn the kitchen that is fit for the master chef itself, and comes complete with four burner cook top with grill, stainless steel microwave and large fridge/freezer to store all your perishables or happy hour drinks.

There is a smart TV located in the entertainer's hub, and you can complete the package with a Bluetooth radio, USB and speakers. Tune your favourite TV show and watch it whilst you are lazing back in bed or swivel the TV to watch from the comfort of the dinette.

Keep cool in summer with the reverse cycle air conditioner, or let the breeze blow in through the stylish entry door with 4-point security door and fly screen.

Built on the Mercedes Sprinter MWB chassis with iridium silver chassis as standard, it will catch people's eye as you drive on past.

*Billy Falconer commented 'The Mercedes chassis is so beautiful to drive, with 9-speed fully automatic transmission, turbo diesel, electric park brake, leather steering wheel and seats with lumbar support. It even has a MBUX Multimedia System with 10.25-inch Touch Screen (navigation & LINGUATRONIC Voice Control) and so much more.'*



**Experience Silverton**







# News

## New Dealership

Avida has the pleasure of welcoming it's newest dealer joining the Avida Family, Avida Sydney. The new Avida dealer is part of the Clintons Motor Group, trading as Clintons RV - Avida Sydney.

Clintons Motor Group have proudly been serving the Macarthur community with automotive goods and services for many years offering a range of new, pre-owned and demonstrator vehicles across a number of locations and brands.

They are a very professionally run dealership who provide a selection of finance and insurance options as well as quality servicing and genuine parts & accessories.

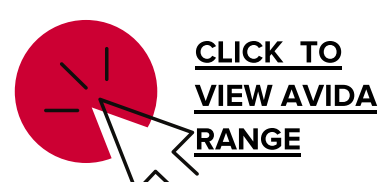
With new stock starting to arrive at the dealership already, including two luxurious Topaz caravans with front kitchen, one for couples and one with bunk beds to cater for the whole family. They also have the popular large slide out Esperance motorhome and recently launched Silverton B type motorhome on a Mercedes chassis to name a few. Avida Sydney are now open for business!

Avida Sydney will be a Sales, Service & Parts dealer for Avida Motorhomes & Caravans.

**Visit the friendly team today.**

**PH: 02 4631 8888**

**27 Blaxland Road Campbelltown, NSW 2560**

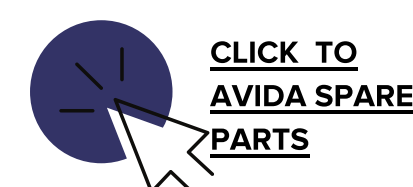


## AVIDA SPARE PARTS

**Last chance buy and perfect stocking filler for Christmas.**

The Pop Up Bucket is perfect for all travelers. It is made from tough, lightweight PP with a 9.5L capacity including lid and handle for easy use. The Pop Up Bucket has a solid TPE wall structure and a carry handle with silicone comfort grip.

**Price: \$65.62 INC. GST**



## You're in safe hands with Onan!

With 45 authorised and trained Cummins Onan Service Dealers in the South Pacific you'll never need to worry about after sales support for your RV generator.

From Kalgoorlie to Mt Isa, there's always a Cummins Onan RV Service Dealer close by. With the largest customer support network in the industry, you can rest assured knowing we're never too far away when you need a hand. Whether you're after genuine parts, quality service or help with installation, Cummins Onan has you covered. Our fully trained professionals are committed to providing all the support you need no matter where you are in Australia.

**Now that's a smart way to move.**

For further information please contact your local Cummins Onan RV Generator Dealer at the "simple to use" Dealer Locator at:

**<http://cumminsonan.com.au>**



**Performance you rely on.™**

CCO0040





# GEEKS & GADGETS

## DOMETIC DUST REDUCTION SYSTEM FOR CARAVANS

*DUSTY ROADS, HERE WE COME*

Imagine being able to drive further whilst reducing the dust inside your caravan. With a rooftop ventilation system like the **Dometic Dust Reduction System**, you can significantly reduce the amount of dust in your caravan, breathe fresher air and reduce the cleaning time after caravan trips. Fitted on top of the caravan, this is a non-powered system that operates whilst driving. When stationary, it also provides 150 cm<sup>2</sup> free airflow ventilation. The patented design includes the unique filter that captures most dust particles below 10 micrometres from entering the caravan.

It has been heavily tested in the dusty regions of Australia and is proven to reduce dust even when directly behind a vehicle on a dirt road. The clever design also keeps the weather and elements outside. It will stop rain from entering the caravan, where the water is directed to outlets but if there is prolonged and heavy rain, water will become trapped in the filter holder where it will evaporate without entering the caravan.


Now you don't have the excuse of dust, wind or rain to stop you from heading off the beaten track and enjoying your time away from home even more.

***FIND WHAT YOU'RE LOOKING FOR***

[DOMETIC.COM](http://DOMETIC.COM)

SKU NUMBER - 9600025579

\$699



 **AVIDA** ADELAIDE  
Motorhomes & Caravans

750 Port Wakefield Rd, Parafield Gardens SA

**SALES - TRADE INS - SERVICE**

[camperagent.com.au](http://camperagent.com.au)

08 8285 5000







# CUSTOMER *Care*

## FRIDGE MAINTENANCE

Regular maintenance of your fridge ensures it last longer and performs as efficiently and effectively as possible. These are things that you can do yourself to help maintain your fridge.

### DEFROSTING

Defrost your refrigerator compartment when you see frost on the evaporator fins. Similarly, if there is a layer of frost that is more than 3mm thick , you need to defrost the freezer.

To defrost, disconnect your refrigerator from power, empty all contents, place a cloth in either or both compartments to absorb excess water, leave the door open and when fully defrosted, ensure the compartment(s) is wiped dry.

### CLEANING

Clean your refrigerator, including the condensate drain as condensate will collect at the bottom of the refrigerator if it's blocked. Make sure that you dry the refrigerator with a cloth after cleaning.

**KENNY'S TIP:**

**DO NOT OVERLOAD YOUR REFRIGERATOR!**  
To keep everything in your RV refrigerator cold, air must be able to pass through the shelves and around the food to cool it.



### DOOR LOCKING MECHANISM

Check that your refrigerator door closes properly to ensure that your refrigerator continues to perform trouble-free. To test this, simply place a torch that's switched on inside the refrigerator. Close the refrigerator door and if any of the torch-light is visible, then the door is not closing properly.

#### IMPORTANT:

When cleaning, ensure that no water drips into the controls as this can damage the electronics.

Don't use an abrasive cleaning agent or hard objects when cleaning as these can damage the refrigerator. To clean the inside of your refrigerator, a soft cloth and mild liquid washing detergent will suffice.

Do not use any mechanical tools or any other tools to speed up the defrosting process.




[www.avidagoldcoast.com.au](http://www.avidagoldcoast.com.au)

Hinterland Motorhomes  
80-84 Kortum Drive,  
Burleigh Heads, Gold Coast  
T: 07 5560 2401







# YOUR *Health*

## SUN SAFETY TIPS

Where are you traveling this summer? The beach, the mountains, or at the lake?  
No matter the destination, sun safety should be as important as planning your itinerary.

HERE ARE SOME TIPS FOR STAYING SAFE IN THE SUN THIS SUMMER.

### SUNSCREEN

Even on a cloudy day sun damage can occur with as little as 15 minutes of unprotected exposure. One way to avoid sun damage is to cover your exposed skin with a generous layer of sunscreen.

**REMEMBER:**

- Apply early and re-apply often
- Don't be skimp with it, use as much as necessary
- Choose the right SPF

### CLOTHING

Sun protective clothing – also known as UV-protective clothing – are clothing items specifically designed with sun safety in mind. Constructed from lightweight, synthetic materials and sometimes treated with a UV-inhibiting ingredient, these are clothes that have been designed for maximum sun protection.

### SHADE

Avoiding the sun altogether is, of course, the easiest way to practice sun safety. However, for most people who don't live in a cave this is nearly impossible. And for RVers who often travel with the specific goal of getting outside and enjoying nature, it's even more difficult. But...with a little strategic planning it is possible to plan your outdoor adventures with sun safety in mind.

Schedule your outdoor activities to avoid those times of day when the sun is at its hottest. Generally, between noon and 4 pm are when the sun's rays are the highest in the sky and can cause the most damage. If you want to be outside during those times, find a nice shady spot under a tree, set up a sun umbrella, or hang out under your RV awning. Also, don't forget that UV rays filter through clouds, so it is just as important to practice sun safety on cloudy days.

### SAFETY DRIVING

This tip is especially important for RVers. According to the Skin Cancer Foundation, while vehicle windshields are “partially treated to filter out UVA, the side windows let in about 63 percent of the sun's UVA radiation.” That means a four-hour road trip on a sunny day is more than half as dangerous for your skin as spending those same four hours out in the sun. So while it might feel like you are protected from the sun in a vehicle, the reality is that it's just as important to apply sunscreen and cover up vulnerable areas while in the car (or RV) as it is while outside.

### HYDRATE & FUEL

Keeping your body well hydrated will not decrease your risk of sunburn, but it will help increase the overall health of your skin. Look for foods high in antioxidants like vitamin C and E to help decrease sunburn and neutralize the free radicals that generate from the sun's UV rays and cause skin damage.



Your adventure starts with us ...

**RV Sales & Service Centre**

3 Pacific Highway, Bennetts Green NSW 2290  
Call 02 4948 0433

[www.ausmhc.com.au/avidarv](http://www.ausmhc.com.au/avidarv)



Motorhomes



Caravans



# Experience REWARDS

**Don't forget about our latest reward. The perfect stocking filler!**

Kui Parks delivers specifically on what the customers have asked for when selecting a park to stay at: Clean, friendly, well presented and value for money. Of course, the parks offer so much more, but these are the most important services Kui Parks strive to deliver. And Kui Parks have all your travels covered with over 70 locations throughout Australia.

## WHAT YOU NEED TO DO:

- Head to [www.kuiparks.com.au](http://www.kuiparks.com.au)
- Existing members click **RENEW MEMBERSHIP**
- New members click the **JOIN NOW** button and complete the registration form.
- Enter **ARVC20** in the discount code section
- Offer available **ONLINE ONLY**.



[www.kuiparks.com.au](http://www.kuiparks.com.au)



**AVIDA** Motorhomes  
& Caravans

## AVIDA SPARE PARTS SPECIAL

### SUMMER MERCHANDISE PACK

- Club members receive **10% OFF\***
- 2 x Discover Your Dreams collared shirts
- 2 x Discover Your Dreams hats
- 2 x Vacuum flask drink bottles
- Product Code: **SP0331PACK**

**\$99.53 inc GST**

\*Please advise your Club membership number when placing order for discount







# AVIDA DAYDREAMS

## Christmas Road Trips

**Christmas this year may be spent a little differently than usual, but that's no excuse not to take off for a great drive without leaving the state. It's the best cure for a Christmas spending spree hangover.**

### **SYDNEY**

#### **Short trip – Hunter Valley**

Heading up to the Hunter Valley is a favourite Sydney weekend getaway. But the busy M1 does put a bit of a dampener on things – no one wants to waste precious weekend time stuck in traffic. A solution; take the old Pacific Highway. Before the track was beaten into a major freeway, the Pacific Highway north of Sydney was a twisty, windy woodland highway. Jump off at Berowra and follow the old road north. A stop at Pie in the Sky is a must, before taking the road to Wollombi and the namesake tavern on the T-intersection for another bevvy, then around the back of Broke to the Hunter. Though it's no longer than a three hour drive, you'll need a wine by day's end!





### Longer trip - The Snowy Mountains

In Summer, heading off to the snow may not be foremost on everyone's minds – which is exactly what makes it a great destination. A brilliant stretch of road which is closed off during the winter months is the Kanchoban trail, linking the Snowys from Jindabyne over to Albury. Do it on the way to or from Sydney, and be sure to scale Mt Kosciusko while you enjoy the summer chalet getaway in Thredbo or Perisher.



### MELBOURNE

#### Short trip - Reefton Spur/Lake Mountain

The Great Ocean Road is often sought after at this time of year, so unless you want to take in the scenery at about 40km/h, head up to Marysville and take in the Reefton Spur, or run up and down Lake Mountain's access road for an extra thrill.

#### Longer trip - Great Alpine Road

If you want to escape the Victorian summer heat and fancy a drive on the highest sealed road in Australia (that's accessible year-round), you should seriously consider driving along the mesmerising Great Alpine Road. Making its way from Wangaratta to Metung in the Gippsland Lakes region, it offers diverse landscapes that include high mountain ranges, densely forested valleys, rolling wine country and the

aquatic holiday paradise of Gippsland, all packed into a single road trip.

There's so much to see in this area. Discover gold rush history in Beechworth while sampling some of best food and wine in the state. Use the small, welcoming town of Metung as a base to explore nearby beaches, lakes and water sports.

### ADELAIDE

#### Short trip - The Adelaide Hills

The only downside to a tour of the Adelaide Hills is the fact you have to drive after visiting the many wineries. Find a designated driver (sucker!) and begin with morning tea at Stirling, a sleepy and stunning little town just off the highway, before tripping across the top of the hills through Mt Lofty, Echunga, and Hahndorf for the wineries. You can then head through apple country and the twisted roads of the Basket Range, and then over to Gumeracha for afternoon tea at the Big Rocking Horse or come back by the old freeway for some stellar tarmac.



#### Longer trip - Fleurieu Peninsula

Given it's only about an hour away from Adelaide, you can still do the Fleurieu in a day. And the use of the Southern Expressway makes it even quicker to explore the beautiful beaches or McLaren Vale for

**NORTH QUEENSLAND'S  
LARGEST RV STOCKIST**

593 Ingham Rd, Mount St John, Townsville QLD

P: 07 4750 2900

[www.motocorv.com.au](http://www.motocorv.com.au)

● Sales ● Service & Repair ● Parts & Accessories

**Motoco RV**  
Townsville

**AVIDA** TOWNSVILLE





lunch at a winery. If you have an off-road capable vehicle, be sure to visit the vehicle-friendly Silver Sands beach in the afternoon, before taking the return trip, or drive up into the hills around Clarendon for a scenic and more lively drive home.



## PERTH

### Short trip - Kalamunda

Less than an hour out of Perth is Kalamunda, with its fast coastal-style roads and views, pitted with tighter windy sections and weekend wine tastings. Stop in Kalamunda for a refill at the many cute cafes and bakeries before taking in the short but sweet zig zag drive, a set of switchbacks which wind up Goosebery Hill and towards national parklands with great bushwalks if you need to stretch your legs.

### Longer trip - Indian Ocean Drive

The Indian Ocean Drive is one of those breathtaking scenic routes you won't forget in a hurry. The rumours of it being an amazing spectacle are true, with the Coral Coast mirroring your drive; you'll pass sights like the Pinnacles desert and Sea Lions near Cervantes and Jurien Bay. And if you're starving for food, you could always stop for a lobster at the cray farms all just 200km out of Perth.

## BRISBANE

### Short trip - Mt Glorious and/or Mt Nebo

Heading west out of Brisbane is the drivers' mecca of Mt Glorious. Starting at Samford along the imaginatively-named Mt Glorious Rd, your first stop is

bound to be Cloverlea Cottage on the crest of the mountain before deciding whether to tackle Mt Nebo, or continue over the back of the mountain. For the latter, a winding trip down leaves you with a decision at the T-intersection: turn left and wind back behind the range to Esk, or right to the twists and turns along the western bank of Somerset Dam.



### Longer trip - Go Anywhere!

Queensland is known for its beautiful coastal travel. Drive south for an hour on the Pacific Motorway and you'll find yourself in the popular Gold Coast. Travel two hours east and you'll find yourself on island time in North Stradbroke Island for some aqua fun; go diving, snorkelling or just general relaxation.

Then you always have the choice of your northern drive being two hours away from the wonderful Sunny Coast. But why just stop there, drive another 35kms and you'll end up in Noosa. There there's always the option of heading out West, but that's probably not our best advice for the heat of the summer months and one best saved for the middle of the year... it's a desert out there.

This article was written in conjunction with [whichcar.com.au](http://whichcar.com.au).  
For more information about road trips in Australia, go to [australia.com](http://australia.com).

 **AVIDA** COFFS HARBOUR  
Motorhome & Caravan Dealer

380 Pacific HWY, North Boambee Valley NSW 2450  
T: 02 6613 0818

E: [sales@avidacoffsharbour.com.au](mailto:sales@avidacoffsharbour.com.au)  
[www.avidacoffsharbour.com.au](http://www.avidacoffsharbour.com.au)

mdl: MD061762







# Christmas grazing, feast and treats

## CREATE THE ULTIMATE GRAZING BOARD

Grazing boards are both a visual masterpiece and a delight to eat. The combination of sweet, savoury, fresh and cooked ingredients creates the perfect flavour pairing to make your mouth water. Grazing boards are perfect for gatherings with family and friends. The best part about grazing platters is that they are set up before your guests arrive so you can catch up and enjoy socialising rather than spending the event in the kitchen!

Below is our ultimate list of what to include in your next grazing board.

### The Ingredients

- Cheeses eg. Cheddar, Feta and Red Leicester
- Charcuterie eg. Pancetta, Chorizo and Pamplona
- Fresh Fruits eg. Rockmelon, Oranges and Passionfruit
- Crudite eg. Carrots, Celery and Cucumbers
- Crackers and Fresh Bread
- Dips and Condiments eg. Chutney, Relish and Honey
- Delicious space fillers eg. Olives, Nuts and Picked Onions
- Fresh Herbs for decoration eg. Rosemary, Mint and Thyme

Now you've got your ingredients, it's time to put the board together!

**TIP:** If you are preparing a grazing board for a special event such as Christmas, it is a great idea to prep some of your ingredients the day before. Wash, peel and cut your veggies to size and store them in an airtight container in the fridge until you are ready to assemble. This will save you time on the day of your event!

### Set Up Your Space

Grazing boards should be assembled where you are going to serve them. To create the base of your board lay down some wooden chopping boards or serving trays. Lay down a long sheet of baking paper for a great DIY rustic option. Once you have the base down, it's time to add your serveware. Place any bowls down ahead of time to help you map out the rest of the board.

### Largest items first

When you see a perfectly assembled grazing board it can be a little intimidating to know where to start. The best way to begin the assembly of your grazing board is to lay the largest items first and create a map for the rest of your board. Think about adding your cheeses first and depot your dips into your serving bowls. Use this time to play around with your spacing and don't be afraid to move items around!



## Adding Colour

Once you have laid out the framework for your board it is time to start adding the pops of colour and flavour. Arrange your charcuterie around the board, paying attention to flavour pairings where possible. Arrange your fresh produce around the board to ensure every section has an element of freshness where possible. During this stage remember to keep room for your crackers and bread. It is best to add these just before your guests arrive to maximise their freshness!

## Enjoy!

Place your crackers and fresh bread onto your board just before your guests arrive then sit back and enjoy!

## Finishing Touches

Once all your main items have been placed on to your board, it's time to add the finishing touches. Fill in any gaps in your board with nuts, small berries and other small treats such as pretzels. To take your grazing board to the next level bring some greenery and colour with the addition of fresh herbs. Try adding a sprig of rosemary on top of your camembert or some fresh mint alongside your strawberries.

## Tip!

Use bowls for dips and small items especially those that may become messy next to other items.

Credit: [Hillviewfarms](#)

# Easy Herb-Roasted Turkey

## INGREDIENTS:

Approx. 3.6 kg whole turkey  
1/2 cup and 1 tablespoon olive oil  
1 tablespoon and 1-1/2 teaspoons garlic powder  
1-1/2 teaspoons dried basil  
3/4 teaspoon ground sage  
3/4 teaspoon salt  
1/4 teaspoon black pepper  
1-1/2 cups water

**COOK: 3.5 HOURS    SERVING: 12    SERVE WITH: Roasted vegetables**

## METHOD:

- **Step 1:** Preheat oven to 165 degrees C. Clean turkey (discard giblets and organs), and place in a roasting pan with a lid.
- **Step 2:** In a small bowl, combine olive oil, garlic powder, dried basil, ground sage, salt, and black pepper. Using a basting brush, apply the mixture to the outside of the uncooked turkey. Pour water into the bottom of the roasting pan, and cover.
- **Step 3:** Bake for 3 to 3 1/2 hours, or until the internal temperature of the thickest part of the thigh measures 82 degrees C . Remove turkey from oven, and allow to stand for about 30 minutes before carving.

Credit: [www.allrecipes.com](#)





# Peach, raspberry, earl grey and gin punch bowl

## INGREDIENTS:

- 6 Earl Grey tea bags
- 1/2 cup (110g) caster sugar
- 1 vanilla bean, split, seeds scraped
- 3 cups (750ml) sparkling white wine
- 1/3 cup (80ml) gin

## TO SERVE:

- Crushed ice
- Lemon thyme sprigs
- Thinly sliced yellow peaches
- Raspberries

## METHOD:

- **Step 1:** 6 Earl Grey tea bags1/2 cup (110g) caster sugar1 vanilla bean, split, seeds scraped3 cups (750ml) sparkling white wine1/3 cup (80ml) gin
- **Step 2:** Add cooled tea mixture and all remaining ingredients to a large jug or punch bowl and serve immediately.

MAKES: 1.5 L

TIP: Just as refreshing without the gin served as a mocktail

Credit: [www.delicious.com.au](http://www.delicious.com.au)



# CHRISTMAS TABLE SETTING PROJECT

This stunning Christmas table setting will wow your loved ones and add a sentimental touch to your holiday decor.

Create your own stunning cushion covers & tablecloth with this easy project, ready to be used and cherished year after year!

LEVEL: EASY | COST: \$5-\$13

Credit: SPOTLIGHT







# Off the Beaten Path

## 8 OF THE BEST CAMPING & CARAVAN HOLIDAY LOCATIONS IN AUSTRALIA

 **AVIDA** HOBART  
SALES SERVICE AND REPAIRS

100-102 Hopkins Street, Moonah TAS

Phone: (03) 6228 1566

Email: [info@akcaravansandmotorhomes.com.au](mailto:info@akcaravansandmotorhomes.com.au)

[www.akcaravansandmotorhomes.com.au](http://www.akcaravansandmotorhomes.com.au)

 **A&K**  
CARAVANS & MOTORHOMES P/L  
TASMANIA







## Margaret River

You must admit, you did just come here for the food and wine, but who knew there was so much else to do? Apparently there are famous surf beaches, hiking and riding tracks, caves, whales, wildflowers — whoa, you'd better calm down and have a drink first. Or three.

With the unlimited supply of wineries, breweries and gourmet restaurants to visit, your holiday calendar is looking pretty chockers!

## Port Arthur

You're a history buff with a penchant for breathtaking sea cliffs, but none of that is going to matter once you find out there's a gin, vodka and whiskey distillery in these here parts. Perhaps leave that bit until the end of your trip. In the meantime you can take a ghost tour around the World Heritage Listed site, discovering the dark history behind it.



## The Barossa Valley

"Be Consumed". Then consume everything in sight. Yes, there are lots of other beautiful places to visit in South Australia; the Limestone Coast, the Eyre Peninsula, the Adelaide Hills. SA has beauty abounding in its rivers, beaches and natural wonders, but you don't go there for all that.

You're a full-time foodie who's looking to gorge on delicious culinary delights and sample (drink lots of) award winning wines and the Barossa is one of the best places in Australia to do just that.

## The Great Ocean Road

There's only one destination on this road trip that you're really pumped for. On the way there, you might as well stop in at those surf beaches everyone raves about, see a few koalas at some famous national park and have a gander at that bunch of Apostles standing in the water. Those charming little coastal towns will hold no allure for you. You could take or leave the rainforest walks, the waterfalls and the gorgeous coastal lookouts.



 **AVIDA**  
ALBURY WODONGA

We are a local family owned business since 1983 conveniently located on the NSW & VIC border. A proud Avida dealer, here for all of your motorhome and caravan needs including servicing Southern NSW and Northern VIC.

**Wodonga Car World**

189 Melbourne Road, Wodonga, VIC 3690  
T: 02 6055 8555 E: sales@carworld.com.au


W: carworld.com.au





## Port Stephens

If only your RV were also a boat, then you'd never have to leave the water! You can swim, surf and snorkel at any of the 26 golden beaches, then go sand boarding or 4Wding over the Stockton sand dunes. After that, take a cruise or go sailing around the bays, but don't forget to keep your eye out for your future pet Flipper and his whale buddies.



## The Tarkine


One word: Wilderness. Obviously you must complete the circuit of historic pioneer towns in Tassie's west and soak up the required amount of historical history. After that it is expected that you revel in the solitude and beauty of a sunset at Strahan's Ocean Beach — when a beach is 33 km long,

Then you may venture into the wild. The Tarkine comprises 477,000 hectares of untouched wilderness and unique habitats you won't find anywhere else in the world. Walk it or drive it; you'll never forget it.

## The Kimberley

"The Broome & Kimberley area is larger than 75% of the world's countries, yet you won't find a bustling metropolis here. What you will find however, is the stunning spiritual home of the oldest living culture on Earth.

The Kimberly is characterised by rugged mountains and massive stretches of isolated wilderness, punctuated by lush desert oases (Some of which you can even swim in without being eaten). Of course, no trip to The Kimberley is complete without stopping by Broome and checking out the famous Cable Beach.



## Kakadu

You've always wanted to see Australia the way it looks on telly: red dirt, cascading waterfalls, authentic indigenous culture, towering termite mounds and gigantic saltwater crocodiles.

Kakadu & Arnhem Land have some of the best bush camping spots in the country. You can park your van amidst the untouched National Park by night and go adventuring in the outback by day. It's not hard to see why this area is such a popular worldwide tourist destination.



**COUNTRY** motor company 02 4424 4670  
313 Princess Hwy Bomaderry NSW 2541  
[www.avidashoalhaven.com.au](http://www.avidashoalhaven.com.au)





# FURRY & FEATHERED *Friends*

## TRAVELLING WITH YOUR BELOVED FURRY & FEATHERED FRIEND(S)?

Here are some great Australian companies with indispensable products to keep your best mate cool on the road!



**Dog Cap**  
- From \$14.95



**Dog Travel Water Squeeze Bottle**  
- From \$14.95

*DoggyTopia*

DoggyTopia believe every Dog deserves to be spoilt rotten. They've scoured Australia – and the wider world – for unique, exceptional products from independent people and manufacturers. Through Doggytopia's website, it's easy to buy something not only to pamper your fur baby, but also to show off and enjoy yourself. You'll find fun, functional and fashionable products for each of you to enjoy!

*Exclusive*  
**AVIDA MEMBERS**

**RECEIVE  
15% OFF!**

ENTER CODE AVID15 AT CHECKOUT

**DOGGYTOPIA**

☎ 1800 102 844

📍 Po Box 331, Petrie, QLD, 4502

🌐 [doggytopia.com.au](http://doggytopia.com.au)

📘 [Doggytopiaaus](https://www.facebook.com/Doggytopiaaus)    📷 [doggytopia](https://www.instagram.com/doggytopia)

**Wet Vest**  
Aussie Dog Products  
- From \$29.95  
[aussiedog.com.au](http://aussiedog.com.au)



**Foldable Dog Pool**  
Dog Pools Australia  
- From \$149  
[dogpools.com.au](http://dogpools.com.au)

**Cooling Dog Bed**  
Barket  
- From \$24.99  
[barket.com.au](http://barket.com.au)



[www.bergmansautogroup.com.au](http://www.bergmansautogroup.com.au)  
**BERGMANS RV's**  
2 Tesla Road, Rockingham, WA.  
**(08) 9550 8030**



**AVIDA** SOUTH PERTH    **ISUZU** UTE    **IVECO**

As WA's only authorized dealer for Iveco, Isuzu Ute and Avida Motorhomes & Caravans, you can be assured that we can attend to all your RV's needs. - Nathan Bergmans - Dealer Principal





## Celebrate the joy of Christmas with these Australian made Christmas Knick Knacks

### CHRISTMAS CARDS, WRAPPING PAPER, TAGS & LABELS

Jim Moll from the Tatong Valley in VIC, has been recording country life ever since he could draw. He now runs his design business, Outback Antics, which specialises in custom artwork for Australian giftware and greeting cards. Jims' disappointment with tacky snowy themed Christmas cards, was the launching pad for Outback Antics. His every day work as a farmer and rural financial counsellor, provides bucket-loads of subject matter for his witty designs!

From \$10

[outbackantics.com.au](http://outbackantics.com.au)



# KNACKS



### AUSTRALIAN ANIMAL XMAS ORNAMENTS

Cute as Aussie made and designed Christmas ornaments - perfect as chrisse gifts or for your own tree. You can also craft your own special ornaments with their DIY Christmas ornament blanks - great for kids and adults! All Stringybark Supplies wood slice products are made from trees grown in Australia and in most cases they also harvest the trees themselves.

From \$9.99

[stringybarksupplies.com](http://stringybarksupplies.com)



### EXCLUSIVE OFFER

EXCLUSIVE TO AVIDA MEMBERS RECEIVE 10% OFF STRINGYBARK SUPPLIES CHRISTMAS RANGE!

Simply enter the discount code **AVIDA** at checkout. [stringybarksupplies.com/collections/christmas](http://stringybarksupplies.com/collections/christmas)

### CHRISTMAS CANDLES

The journey began as a hobby for Queen B founder, Cate Burton who started rolling candles as therapy for managing the anxieties of a high pressure corporate job... and it worked! Queen B beeswax candles are made with 100% pure Australian beeswax a pure cotton wick and copious amounts of hand made love.

From \$24.95

[queenb.com.au](http://queenb.com.au)



# KNICK



### SANTA SACKS & STOCKINGS

Based on the beautiful NSW central coast, designer Ari and her team aim with each new piece to use natural fibres from ethical supply chains. They try to create beautiful personalised pieces that will stand the test of time and become part of your family celebrations, traditions and memories.

From \$48

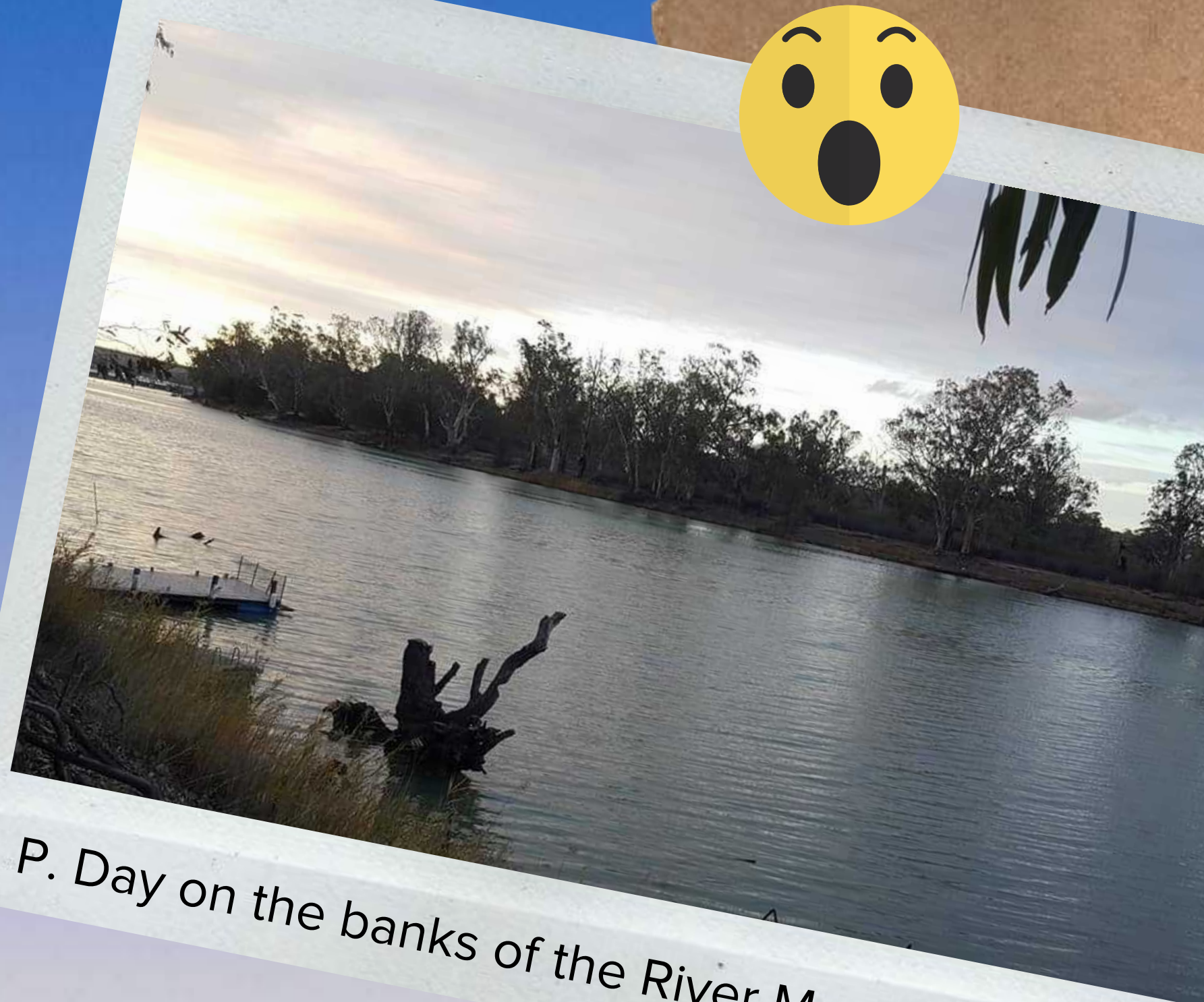
[honeysuckleandlime.com.au](http://honeysuckleandlime.com.au)








A.Dench enjoying their Sapphire



P. Day on the banks of the River Murray

## Avida Family Facebook Page

Check out these great shots from our Avida Family Facebook Page. We love seeing and hearing all about your travels!



V.Brady @ Bylong, NSW

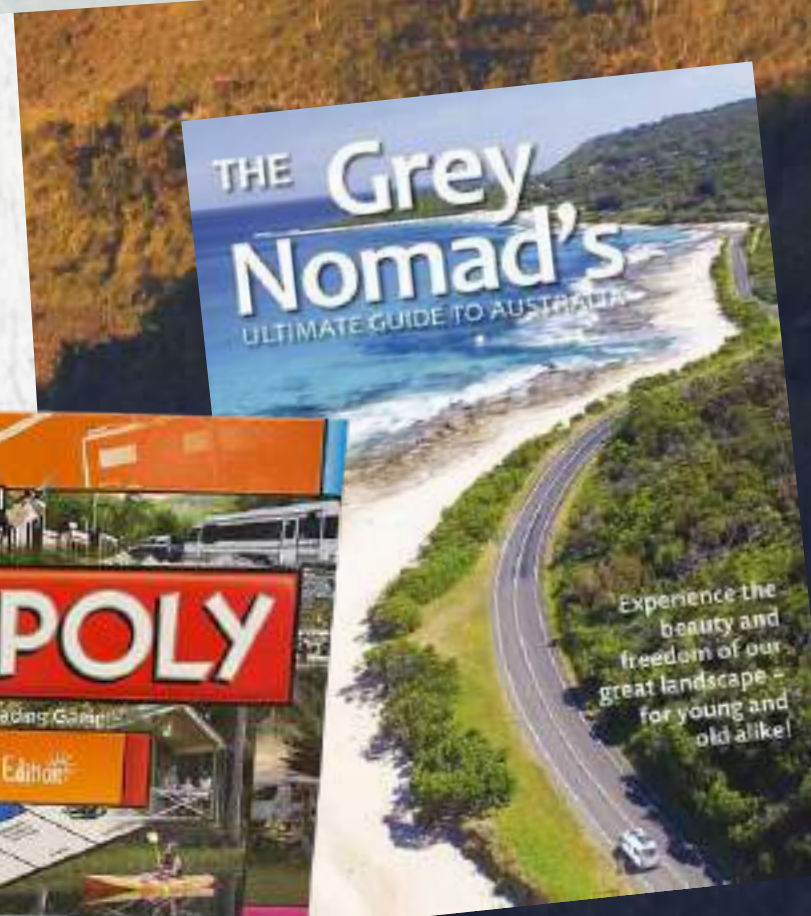



## And the winners are .....

Congratulations to the following winners from our two chances to win competition:

Dennis Allen, Mitch Whatley & Francene Unwin.

Your prize will be sent shortly. Keep any eye out for their tips and stories in the next issue.



For all your motorhome  
& caravan needs:  
Sales, services and rentals

**ROBERT'S RV WORLD**  
FREECALL:  
1800 253 136

**AVIDA** MELBOURNE  
1602 Sydney Road, Campbellfield Victoria 3061  
SPECIALISING FOR OVER 50 YEARS

